



105 Bonnie Drive
Butler, PA 16002
724-283-4681
724-283-5939 (fax)
www.bwieagle.com

PRODUCT INFORMATION BULLETIN

AIR-EAGLE® XLT PLUS High Power 900MHz RF Repeater MODEL 460-4500-120VAC

DESCRIPTION

The AIR-EAGLE XLT PLUS RF REPEATER IS designed to retransmit an RF signal from any Air-Eagle XLT Plus Transmitter. When placed in an area where the signal is weak, this unit will then re-transmit at full strength facilitating greater distances and allowing the RF signal to reach around corners, through tunnels, over hills and through valleys. The AIR-EAGLE XLT PLUS has a transmit output power of 1 watt for dramatic improvement of signal strength through and around buildings and other obstacles.

INSTALLATION

1. Mount the AIR-EAGLE XLT REPEATER in between the transmitter and receiver at a point where it can receive the weakening signal from the transmitter and where the receiver will be able to receive the signal it will then be retransmitting at full power.
2. Install wiring to contact input terminal strip
3. Attach rubber duck antenna or coax from external antenna to connector on side of enclosure.
4. Plug supplied AC adapter into wall outlet.
5. Unit will automatically be awaiting signal to retransmit once power is applied. No other steps are necessary!


PC BOARD SET-UP INFORMATION

Make the following connections on the PC Board Terminal Strip:

DC INPUT TERMINAL STRIP (DC IN)	
Terminal 1	Positive (+) 12VDC INPUT from 120VAC adapter
Terminal 2	Negative (-) 12VDC INPUT from 120VAC adapter

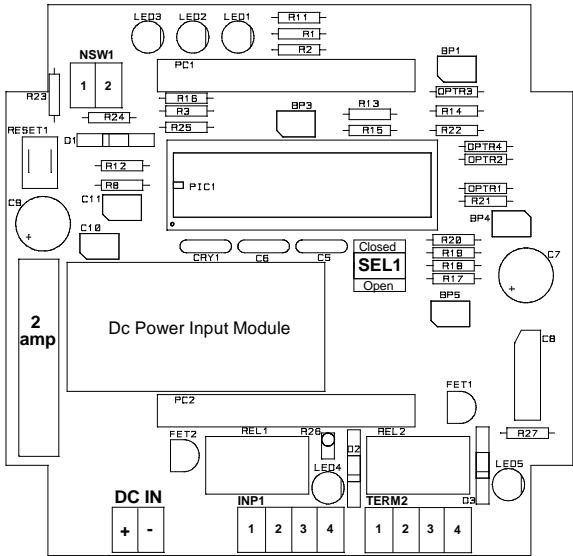
INPUT 1 TERMINAL STRIP (INP1)	Not Used On This Model
I/O TERMINAL STRIP (TERM2)	Not Used On This Model

NETWORK SWITCH CONFIGURATION OPTIONS (SEL1)			
SEL 1 (SW1 & 2):	Network Address	SW1	SW2
USED TO SET NETWORK FREQUENCY	#1	OPEN	OPEN
	#2	CLOSED	OPEN
	#3	OPEN	CLOSED
	#4	CLOSED	CLOSED



CONTROLS & INDICATORS

RX LED	Yellow LED illuminates continuously as remote signals are being received by the repeater.
POWER LED	Green LED illuminates continuously while power is applied
TX LED	Red LED illuminates continuously while signals are being re transmitted from the repeater

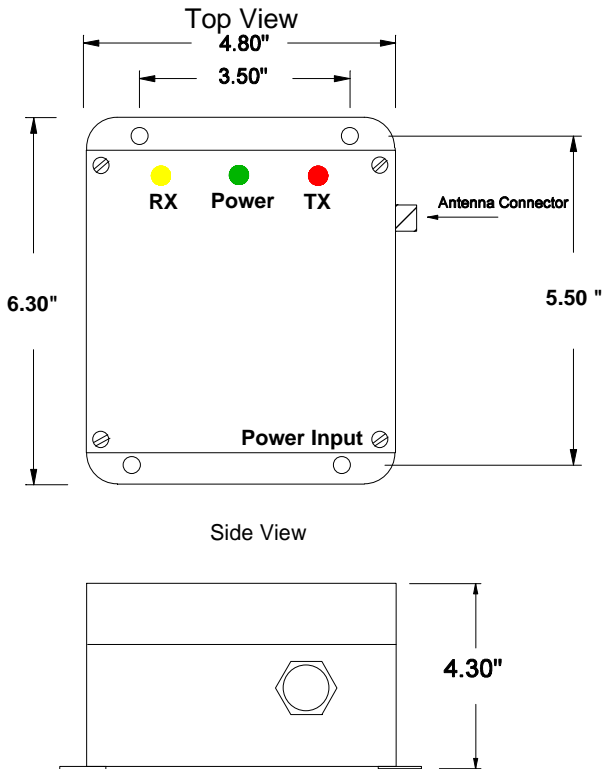


AIR-EAGLE® XLT PLUS

High Power 900MHz RF Repeater

MODEL 460-4500-120VAC

DIMENSIONS



SPECIFICATIONS

Power Supply	120VAC from wall adapter
Fuse Protected	2 amp
Frequency	900MHz Spread Spectrum
RF Channels	Four independent network frequencies
RF Output Power	1W
Repeater Range	Approximately 1 Mile (Up to 25 miles with external antenna - see accessories)
Enclosure	ABS Plastic, NEMA 3, 3R, 4, 4X, 12, 13
Operating Temp	-40° F - +185° F

REPLACEMENT PARTS & ACCESSORIES

PC Board (Main)	46-4502
Standard Antenna (Included):	
900MHz Portable Antenna (For distances up to 1 Mile*)	49-1103
Optional Antennas and Accessories:	
900MHz Omni Directional Antenna (For distances up to 10 miles*)	49-3101
900MHz 13dB Yagi Antenna Long Range Operation (For distances up to 25 miles*)	49-3102
Flex Coax Cable w/Connectors	49-4000-XX (XX = # of Feet)
Inline Lightening Arrestor	49-5002
* = Line of Sight	

LIMITED WARRANTY STATEMENT

BWI Eagle Inc. warrants the Air-Eagle Remote Control System, if properly used and installed, will be free from defects in material and workmanship for a period of **1 year** after date of purchase. Said warranty to include the repair or replacement of defective equipment. This warranty does not cover damage due to external causes, including accident, problems with electrical power, usage not in accordance with product instructions, misuse, neglect, alteration, repair, improper installation, or improper testing. This limited warranty, and any implied warranties that may exist under state law, apply only to the original purchaser of the equipment, and last only for as long as such purchaser continues to own the equipment. This warranty replaces all other warranties, express or implied including, but not limited to, the implied warranties or merchantability and fitness for a particular purpose. BWI Eagle makes no express warranties beyond those stated here. BWI disclaims without limitation, implied warranties of merchantability and fitness for a particular purpose. Some jurisdictions do not allow the exclusion of implied warranties so this limitation may not apply to you. To obtain warranty service, contact BWI Eagle for a return material authorization. When returning equipment to BWI Eagle, the customer assumes the risk of damage or loss during shipping and is responsible for the shipping costs incurred.

DOCUMENT DATE: 31-Aug-10 / REV.



105 Bonnie Drive
Butler, PA 16002
(724) 283-4681
Fax (724) 283-5939
www.bwieagle.com