



105 Bonnie Drive
Butler, PA 16002
724-283-4681
724-283-5939 (fax)
www.bwieagle.com

PRODUCT INFORMATION BULLETIN

AIR-EAGLE® XLT PLUS High Power 900MHz RF Receiver DUAL RELAY OUTPUT MODEL 460-5000-120VAC

DESCRIPTION

The AIR-EAGLE XLT PLUS is one of a series of RF systems designed for long-range wireless remote control in a variety of industrial applications. Each system, consisting of a receiver and contact-input transmitter can be configured to remotely control pumps, lights, conveyors, gates and other electrical apparatus. Integral high current relays can be directly interfaced with the customer's equipment or P.L.C. The Air-Eagle XLT Plus is capable of receiving remote signals transmitted from several miles away. The model 460-5000 utilizes spread-spectrum technology and provides the utmost security and reliability even in the noisiest RF environments.

INSTALLATION


1. Mount the AIR-EAGLE XLT PLUS RECEIVER in a convenient location.
2. Install relay control wiring to the I/O terminal strip.
3. Attach rubber duck antenna or coax from external antenna to connector on side of enclosure.
4. Plug supplied AC adapter into wall outlet.

PC BOARD SET-UP INFORMATION

Make the following connections on the PC Board Terminal Strip:

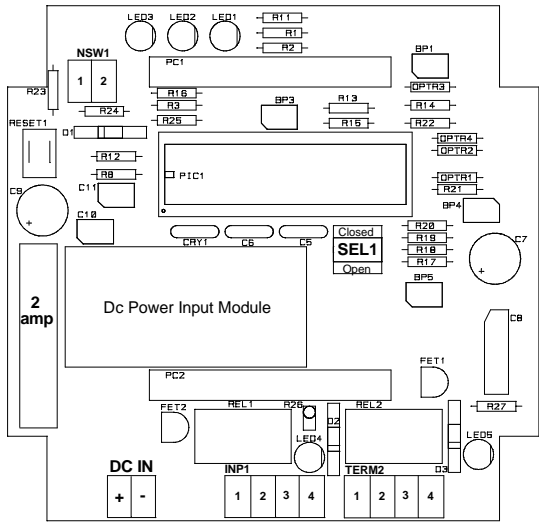
DC INPUT TERMINAL STRIP (DC IN)	
Terminal 1	Positive (+) 12VDC INPUT from 120VAC adapter
Terminal 2	Negative (-) 12VDC INPUT from 120VAC adapter
INPUT 1 TERMINAL STRIP (INP1)	
Terminal 1	N/A
Terminal 2	N/A
Terminal 3	N/A
Terminal 4	N/A
I/O TERMINAL STRIP (TERM2)	
Terminal 1	Relay 1 Common
Terminal 2	Relay 1 N/O
Terminal 3	Relay 2 Common
Terminal 4	Relay 2 N/O

NETWORK SWITCH CONFIGURATION OPTIONS (SEL1)			
SEL 1 (SW1 & 2):	Network Address	SW1	SW2
USED TO SET NETWORK FREQUENCY	#1	OPEN	OPEN
	#2	CLOSED	OPEN
	#3	OPEN	CLOSED
	#4	CLOSED	CLOSED



CONTROLS & INDICATORS

REL1 LED	Green LED illuminates continuously while Relay #1 is energized
POWER LED	Green LED illuminates continuously while power is applied
REL2 LED	Green LED illuminates continuously while Relay #2 is energized

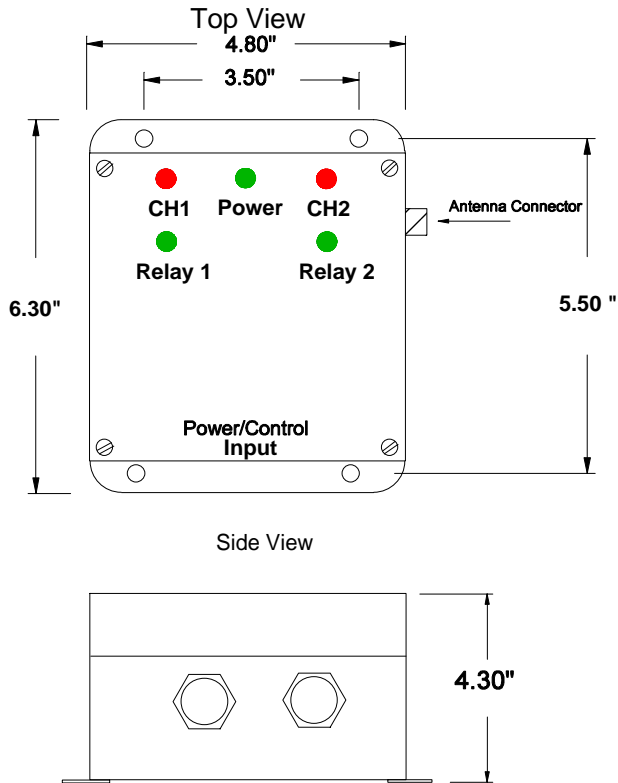


AIR-EAGLE® XLT PLUS

High Power 900MHz RF Receiver
DUAL RELAY OUTPUT

MODEL 460-5000-120VAC

DIMENSIONS & INDICATORS



CH1 LED – Not used on this model.

CH2 LED – Not used on this model

RELAY OPERATION

Transmitter Signal Received	Relay Function
Input 1 Closed	Relay 1 energizes, momentary
Input 2 Closed	Relay 2 energizes, momentary
N/A	Not used on this model
N/A	Not used on this model
N/A	Not used on this model
N/A	Not used on this model
N/A	Not used on this model
N/A	Not used on this model

SPECIFICATIONS

Power Supply	120VAC from wall adapter
Fuse Protected	2 amp
Relay Contacts	SPST N/O 5 amps @ 120VAC
Receiver Range	Approximately 1 Mile (Up to 25 miles with external antenna - see accessories)
Receiver Frequency	900MHz Spread Spectrum
RF Channels	Four independent network frequencies
Enclosure	ABS Plastic, NEMA 3, 3R, 4, 4X, 12, 13
Operating Temp	-40° F - +185° F

REPLACEMENT PARTS & ACCESSORIES

PC Board (Main)	460-5002
Standard Antenna (Included):	
900MHz Portable Antenna (For distances up to 1 Mile*)	49-1103
Optional Antennas and Accessories:	
900MHz Omni Directional Antenna (For distances up to 10 miles*)	49-3101
900MHz 13dB Yagi Antenna Long Range Operation (For distances up to 25 miles*)	49-3102
Flex Coax Cable w/Connectors	49-4000-XX (XX = # of Feet)
Inline Lightening Arrestor	49-5002
* = Line of Sight	

LIMITED WARRANTY STATEMENT

BWI Eagle Inc. warrants the Air-Eagle Remote Control System, if properly used and installed, will be free from defects in material and workmanship for a period of **1 year** after date of purchase. Said warranty to include the repair or replacement of defective equipment. This warranty does not cover damage due to external causes, including accident, problems with electrical power, usage not in accordance with product instructions, misuse, neglect, alteration, repair, improper installation, or improper testing. This limited warranty, and any implied warranties that may exist under state law, apply only to the original purchaser of the equipment, and last only for as long as such purchaser continues to own the equipment. This warranty replaces all other warranties, express or implied including, but not limited to, the implied warranties of merchantability and fitness for a particular purpose. BWI Eagle makes no express warranties beyond those stated here. BWI disclaims without limitation, implied warranties of merchantability and fitness for a particular purpose. Some jurisdictions do not allow the exclusion of implied warranties so this limitation may not apply to you. To obtain warranty service, contact BWI Eagle for a return material authorization. When returning equipment to BWI Eagle, the customer assumes the risk of damage or loss during shipping and is responsible for the shipping costs incurred.

DOCUMENT DATE: 31-Aug-10 / REV.0



105 Bonnie Drive
Butler, PA 16002
(724) 283-4681
Fax (724) 283-5939
www.bwieagle.com