



105 Bonnie Drive  
Butler, PA 16002  
724-283-4681  
724-283-5939 (fax)  
www.bwieagle.com

# PRODUCT INFORMATION BULLETIN

## AIR-EAGLE® XLT Analog & Digital 900 MHz RF Receiver MODEL 44AN/D-5000-DC

### DESCRIPTION

The AIR-EAGLE XLT, MODEL 44AN/D-5000-DC is an RF receiver capable of receiving one analog or voltage input signal and one dry-contact input signal from an analog / digital output transmitter. The transmitter and receiver combine to create a long range radio frequency system that monitors and operates hazardous or hard-to-reach electrical apparatus from safe, convenient locations of up to 2500 feet away. (Or longer with optional antennas) This unit is user-programmable for up to seven network frequencies to allow multiple systems to operate simultaneously in the same area without interference.

### INSTALLATION


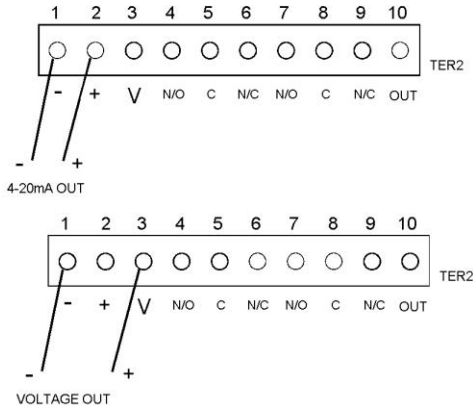
1. Mount the AIR-EAGLE XLT RECEIVER in a convenient location
2. Install wiring to terminal strip.
3. Install antenna onto TNC connector on right side of unit.
4. Connect DC power to the proper terminals in your control circuit.

### TERMINAL STRIP WIRING

TER1 (LEFT BLOCK)	
1	(-) 9-36VDC Input
2	(+) 9-36VDC Input

TER2 (RIGHT BLOCK)	
1	Analog Output (-)
2	(+) Current Output
3	(+) Voltage Output
4	N/O Relay
5	C Relay
6	N/C Relay
7	N/O Relay – 2 <sup>nd</sup> Pole
8	C Relay – 2 <sup>nd</sup> Pole
9	N/C Relay – 2 <sup>nd</sup> Pole
10	Open Drain Output (not used)

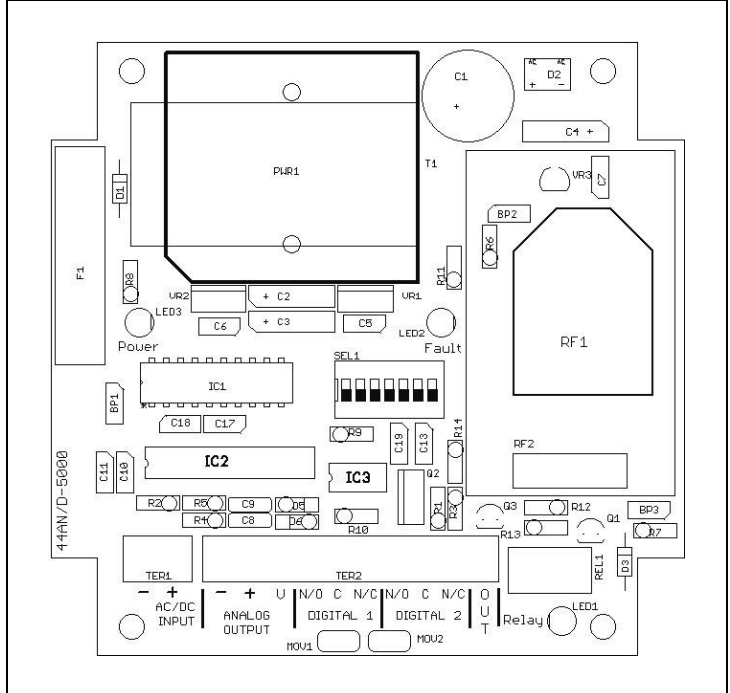
**Note #1** – Output type **MUST** be selected for the terminal strip wiring to take effect! (See OUTPUT OPTIONS & FREQUENCY SET-UP)



(Similar Model Pictured)  
Dimensions (with mounting plate) 6.3" L x 4.8" W x 2.3" H

### CONTROLS & INDICATORS

<b>POWER LED</b>	Illuminates GREEN when powered on
<b>OUTPUT FAULT LED</b>	Used in 4-20mA mode only – Illuminates RED when current loop open



# AIR-EAGLE® XLT

Analog & Digital 900 MHz RF Receiver

**MODEL 44AN/D-5000-DC**

## OUTPUT OPTIONS & FREQUENCY SET-UP

This receiver is factory set with an analog output of 0-24mA selected and to operate on frequency #1. If you wish to change the default settings, follow the instructions using the table below:

- 1) Remove power from unit
- 2) Remove top cover.
- 3) Select desired output option and/or frequency using table below.
- 4) Reattach cover and apply power.
- 5) Programming is now complete.

### OUTPUT CONFIGURATION

SEL1 SW1 & 2	OUTPUT TYPE	SW1	SW2
	0-24mA Output (default) TER2 Pins 1 and 2	OPEN	OPEN
	0-20mA Output TER2 Pins 1 and 2	CLOSED	OPEN
	4-20mA Output TER2 Pins 1 and 2	OPEN	CLOSED
	Voltage Output TER2 Pins 1 and 3	CLOSED	CLOSED
SEL1 SW3 & 4	VOLTAGE TYPE / LINK LOSS		
	OPEN	CLOSED	
SW3	0-10V Output (default)	0-5VDC Output	
SW4	Link Loss 4mA (default)	Link Loss 20mA	

### FREQUENCY SET-UP

SEL1 (SW5-7)	Network Frequency	SW5	SW6	SW7
	1 (default)	OPEN	OPEN	OPEN
	2	CLOSED	OPEN	OPEN
	3	OPEN	CLOSED	OPEN
	4	CLOSED	CLOSED	OPEN
	5	OPEN	OPEN	CLOSED
	6	CLOSED	OPEN	CLOSED
	7	OPEN	CLOSED	CLOSED

## SPECIFICATIONS

Outputs	One 4-20mA or voltage output (0-5 or 0-10 VDC)
	One DPDT 2amps @ 120VAC or 30VDC relay output
Fuse Protected	2 amp slow-blow
Safety Timer	15 seconds
DC Input	9 – 36 VDC @ 10 Watts Fuse Protected – 1A Slo-Blo
Enclosure	Polycarbonate NEMA 4 (IP66)
Frequency	900MHz Spread Spectrum 7 Independent Networks
Reception Range	Approximately 2500 Feet w/standard antenna
Operating Temperature	-40° F to +185° F

## APPROVALS

United States (FCC)	MCQ-XBPS3B
Canada (IC)	1846A-XBPS3B

## REPLACEMENT PARTS & ACCESSORIES

PC Board (Main)	44AN/D-5002-DC
Standard Antenna (Included):	
900MHz Portable Antenna (For distances up to 2500 feet*)	49-1103
Optional Antennas and Accessories:	
900MHz Omni Directional Antenna (For distances up to 2 miles*)	49-3101
900MHz 13dB Yagi Antenna Long Range Operation (For distances up to 4 miles*)	49-3102
Flex Coax Cable w/Connectors	49-4000-XX (XX = # of Feet)
* = Line of Sight	

## LIMITED WARRANTY STATEMENT

BWI Eagle Inc. warrants the Air-Eagle Remote Control System, if properly used and installed, will be free from defects in material and workmanship for a period of 1 year after date of purchase. Said warranty to include the repair or replacement of defective equipment. This warranty does not cover damage due to external causes, including accident, problems with electrical power, usage not in accordance with product instructions, misuse, neglect, alteration, repair, improper installation, or improper testing. This limited warranty, and any implied warranties that may exist under state law, apply only to the original purchaser of the equipment, and last only for as long as such purchaser continues to own the equipment. This warranty replaces all other warranties, express or implied including, but not limited to, the implied warranties of merchantability and fitness for a particular purpose. BWI Eagle makes no express warranties beyond those stated here. BWI disclaims without limitation, implied warranties of merchantability and fitness for a particular purpose. Some jurisdictions do not allow the exclusion of implied warranties so this limitation may not apply to you. To obtain warranty service, contact BWI Eagle for a return material authorization. When returning equipment to BWI Eagle, the customer assumes the risk of damage or loss during shipping and is responsible for the shipping costs incurred.

DOCUMENT DATE: 03/01/2019 / PRODUCT REV. 3



105 Bonnie Drive  
Butler, PA 16002  
(724) 283-4681  
Fax (724) 283-5939  
[www.bwieagle.com](http://www.bwieagle.com)